



MAGLAYA MEDICAL-LEGAL MISSIONS INC

"Community Service With A Heart"



2018 MODELS NARRATIVE
May 24 to 31, 2018
Caba, La Union

Figure 1: Total patients seen

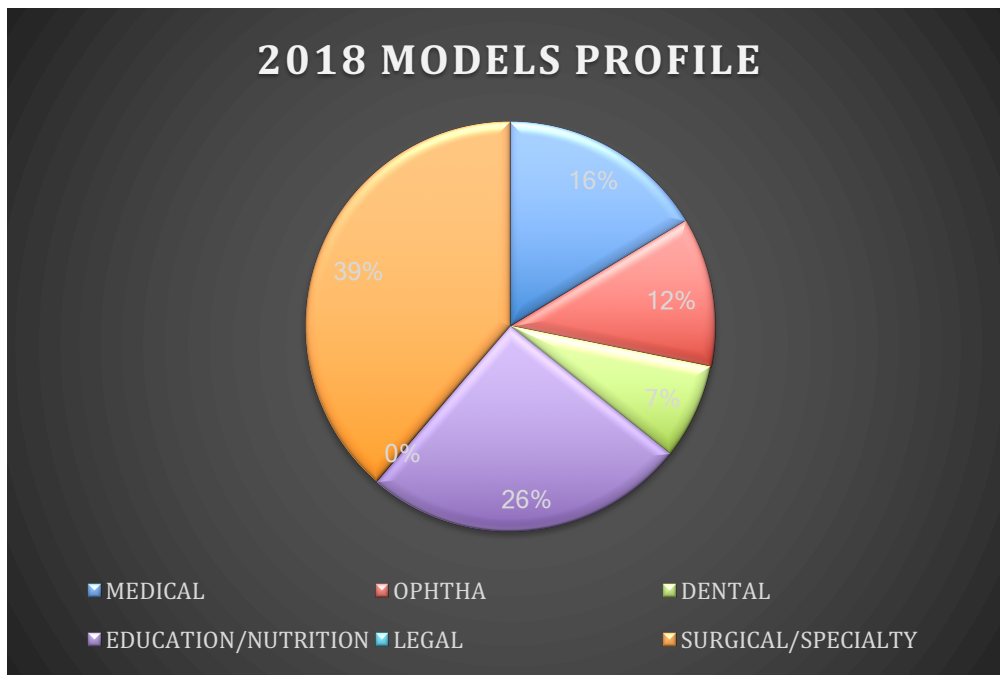


Table 1

2018 MODELS	TOTAL PATIENTS	PERCENTAGE
MEDICAL	1378	16.4%
OPHTHALMIC	990	11.8%
DENTAL	634	7.5%
EDUCATION/NUTRITION	2150	25.6%
LEGAL	5*	.06%
SURGICAL & SPECIALTY	3253**	38.7%
TOTAL	8410	100%

*Legal is represented in the chart as Zero (0) due to low turnout of clients. Only one (1) Volunteer Lawyer was in attendance

**Male Ultrasound visit included, please refer to 2018 MODELS Excel (2 patients)

A 501(c)(3) Non-Profit Charity

1104 VENTURA HILLS ST, LAS VEGAS, NV 89144 ❖ TEL: (702) 960-4020 ❖ FAX: (702) 960-4007
Email: maglayamlm1995@gmail.com ❖ Website: maglayamlm.org ❖ Facebook: @MMLM



MAGLAYA MEDICAL-LEGAL MISSIONS INC

"Community Service With A Heart"



2018 MODELS NARRATIVE

May 24 to 31, 2018

Caba, La Union

Figure 2: Comparison of total patients seen, 2014-2018

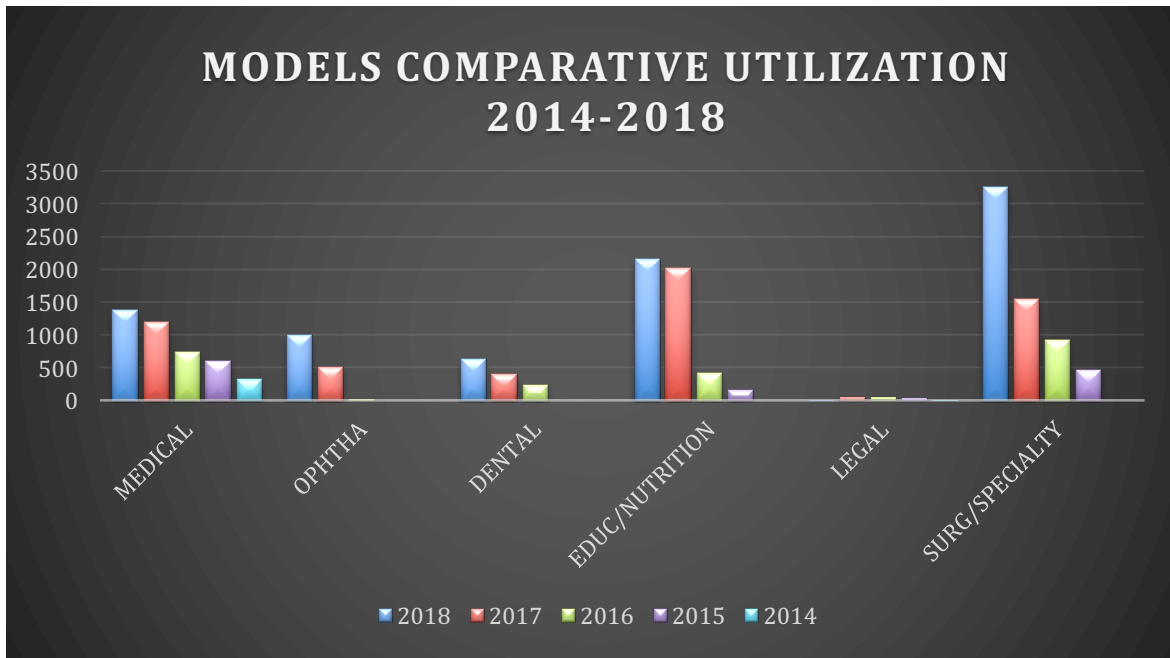


Table 2

MODELS CATEGORY	2018	2017	2016	2015	2014
MEDICAL	1378	1,200	742	601	320
OPHTHA	990	504	15	0	0
DENTAL	634	400	235	0	0
EDUC/NUTRITION	2150	2020	463	165	0
LEGAL	5	50	42	39	5
SURGICAL/SPECIALTY	3253	1550	921	466	0
TOTAL	8410	4786	2418	1271	325

A 501(c)(3) Non-Profit Charity

1104 VENTURA HILLS ST, LAS VEGAS, NV 89144 ❖ TEL: (702) 960-4020 ❖ FAX: (702) 960-4007
Email: maglayamlm1995@gmail.com ❖ Website: maglayamlm.org ❖ Facebook: @MMLM



MAGLAYA MEDICAL-LEGAL MISSIONS INC

"Community Service With A Heart"

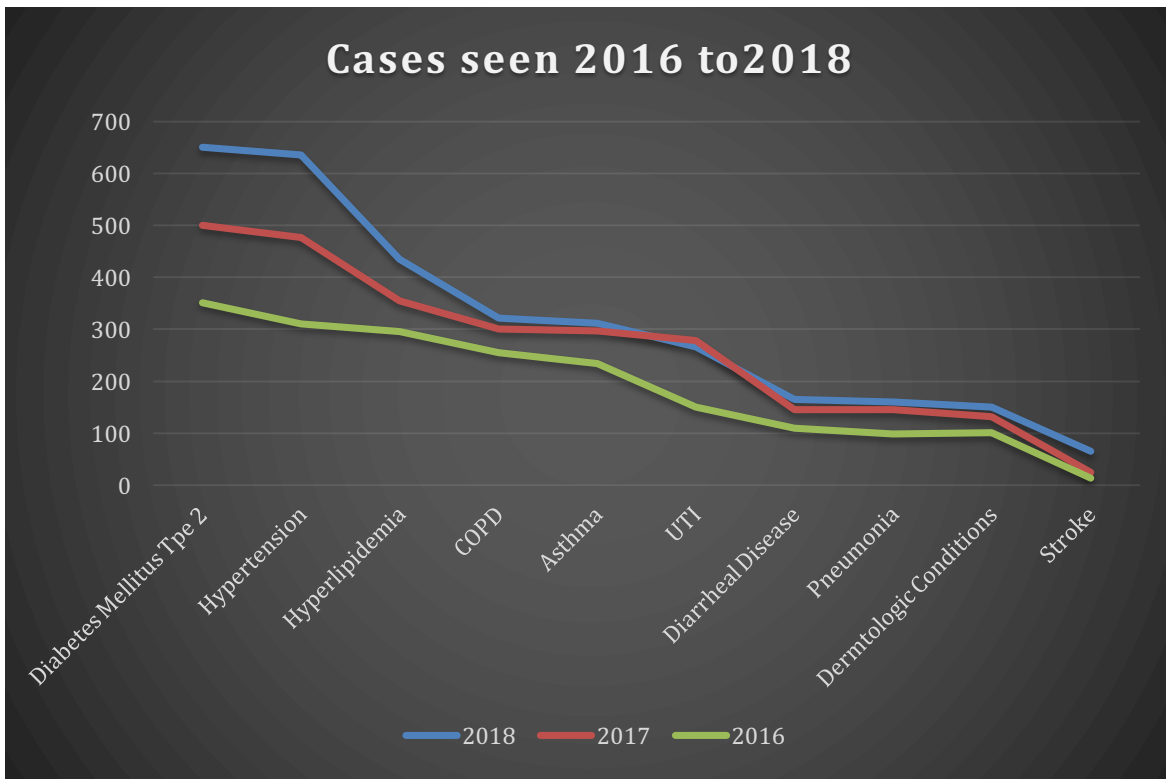


2018 MODELS NARRATIVE

May 24 to 31, 2018

Caba, La Union

Figure 3: Comparative Analysis of Adult Medicine Cases



Significant increase in cases seen over a period of 2 years.

A 501(c)(3) Non-Profit Charity

1104 VENTURA HILLS ST, LAS VEGAS, NV 89144 ❖ TEL: (702) 960-4020 ❖ FAX: (702) 960-4007
Email: maglayamlm1995@gmail.com ❖ Website: maglayamlm.org ❖ Facebook: @MMLM



MAGLAYA MEDICAL-LEGAL MISSIONS INC

"Community Service With A Heart"

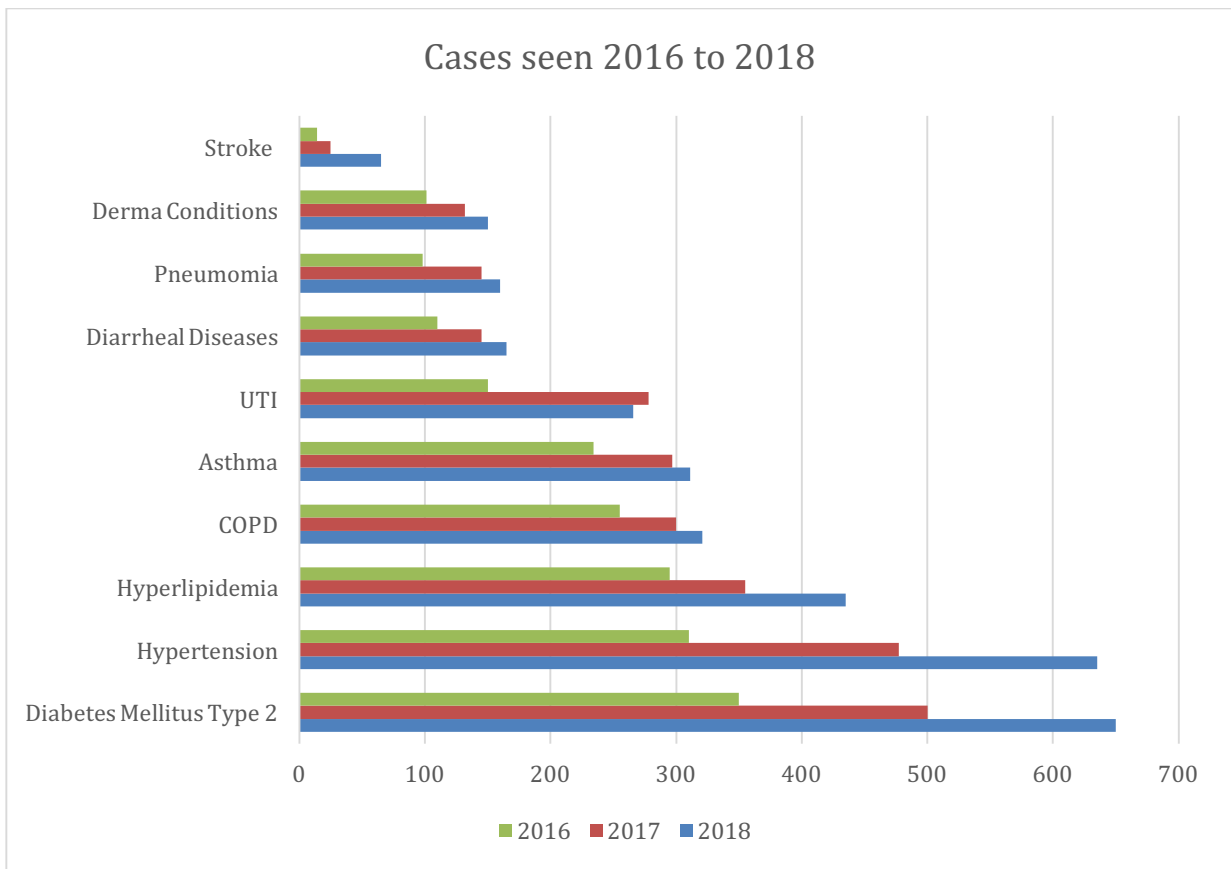


2018 MODELS NARRATIVE

May 24 to 31, 2018

Caba, La Union

Figure 3.1: Comparative Analysis of Adult Medicine Cases



A 501(c)(3) Non-Profit Charity

1104 VENTURA HILLS ST, LAS VEGAS, NV 89144 ❖ TEL: (702) 960-4020 ❖ FAX: (702) 960-4007
 Email: maglayamlm1995@gmail.com ❖ Website: maglayamlm.org ❖ Facebook: @MMLM



MAGLAYA MEDICAL-LEGAL MISSIONS INC

"Community Service With A Heart"



2018 MODELS NARRATIVE

May 24 to 31, 2018

Caba, La Union

Table 3: ADULT MEDICINE CASES SEEN BY YEAR

CONDITION	2018	2018 Rate	2017	2017 Rate	2016	2016 %
1. Diabetes Mellitus Type 2	650	20.6%	500	18.8%	350	18.3%
2. Hypertension	635	20.1%	477	17.9%	310	16.2%
3. Hyperlipidemia	435	13.8%	355	13.4%	295	15.4%
4. Chronic Obstructive Pulmonary Disease (COPD)	321	10.2%	300	11.3%	255	13.3%
5. Asthma	311	9.8%	297	11.2%	234	12.2%
6. UTI	266	8.4%	278	10.5%	150	7.8%
7. Diarrheal Diseases	165	5.2%	145	5.5%	110	5.2%
8. Pneumonia	160	5.1%	145	5.5%	98	5.1%
9. Dermatologic Conditions*	150	4.7%	132	5.0%	101	5.3%
10. Stroke and other Neurologic conditions	65	2.1%	25	2.0%	14	0.7%
Total	3158		2654		1917	

* Acne, Dermatitis, Rash **Muscular Dystrophy

Note: Patients seen had co-existing morbid conditions. E.g., Patient 1 has DM Type 2, Hypertension and Hyperlipidemia

A 501(c)(3) Non-Profit Charity

1104 VENTURA HILLS ST, LAS VEGAS, NV 89144 ❖ TEL: (702) 960-4020 ❖ FAX: (702) 960-4007
Email: maglayamlm1995@gmail.com ❖ Website: maglayamlm.org ❖ Facebook: @MMLM



MAGLAYA MEDICAL-LEGAL MISSIONS INC

"Community Service With A Heart"

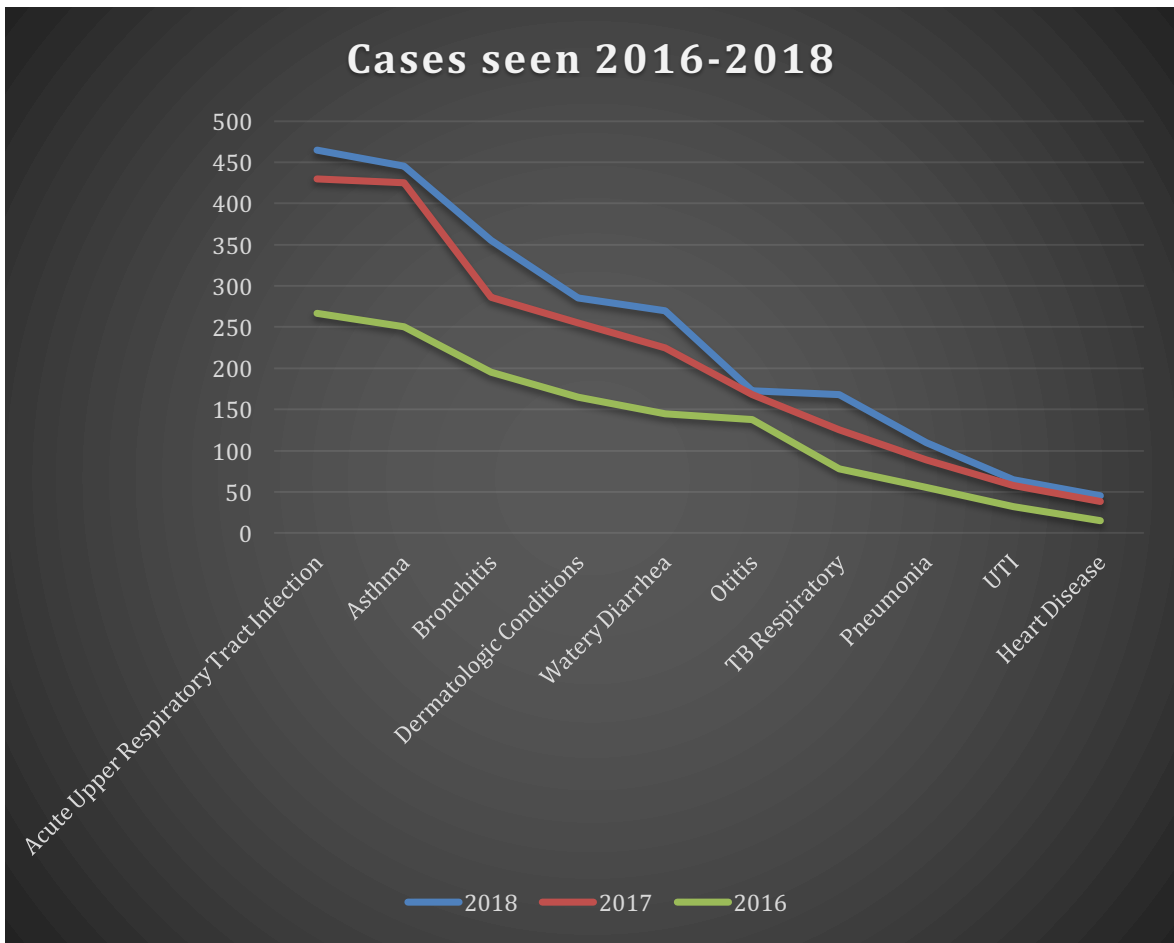


2018 MODELS NARRATIVE

May 24 to 31, 2018

Caba, La Union

Figure 4: Comparative Analysis of Pediatric Medicine Cases



Significant increase in cases seen over a period of 2 years.

A 501 (c) (3) Non-Profit Charity

1104 VENTURA HILLS ST, LAS VEGAS, NV 89144 ❖ TEL: (702) 960-4020 ❖ FAX: (702) 960-4007
Email: maglayamlm1995@gmail.com ❖ Website: maglayamlm.org ❖ Facebook: @MMLM



MAGLAYA MEDICAL-LEGAL MISSIONS INC

"Community Service With A Heart"

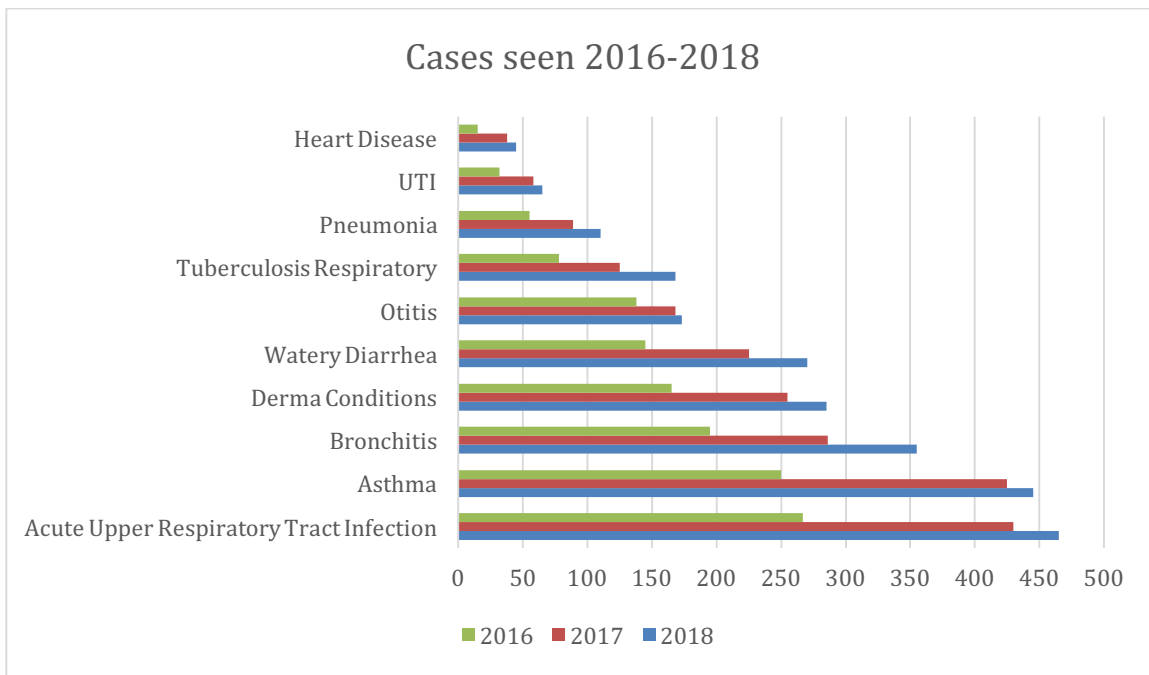


2018 MODELS NARRATIVE

May 24 to 31, 2018

Caba, La Union

Figure 4.1: Comparative Analysis of Pediatric Medicine Cases



A 501 (c) (3) Non-Profit Charity



MAGLAYA MEDICAL-LEGAL MISSIONS INC

"Community Service With A Heart"



2018 MODELS NARRATIVE

May 24 to 31, 2018

Caba, La Union

Table 3: PEDIATRIC MEDICINE CASES SEEN BY YEAR; % INCREASE

CONDITION	2018	2018 Rate	2017	2017 Rate	2016	2016 Rate
1. Acute Upper Respiratory Tract Infection	465	19.5%	430	20.5%	267	19.9%
2. Asthma	445	18.7%	425	20.2%	250	18.7%
3. Bronchitis	355	14.9%	286	13.6%	195	14.5%
4. Dermatologic Conditions	285	11.9%	255	12.1%	165	12.3%
5. Watery Diarrhea	270	11.3%	225	10.7%	145	10.8%
6. Otitis	173	7.3%	168	8.0%	138	10.3%
7. TB Respiratory	168	7.1%	125	5.9%	78	5.8%
8. Pneumonia*	110	4.6%	89	4.2%	55	4.1%
9. UTI	65	2.7%	58	2.8%	32	2.4%
10. Heart Disease	45	1.9%	38	1.8%	15	1.1%
Total	2381		2099		1340	

*Lower respiratory Tract infection

A 501(c)(3) Non-Profit Charity

1104 VENTURA HILLS ST, LAS VEGAS, NV 89144 ❖ TEL: (702) 960-4020 ❖ FAX: (702) 960-4007
Email: maglayalm1995@gmail.com ❖ Website: maglayalm.org ❖ Facebook: @MMLM