



**MAGLAYA
MEDICAL-LEGAL
MISSIONS INC**
"Community Service With A Heart"



2019 MODELSS NARRATIVE
MMLM WE CARE CLINIC
January 01 to December 31, 2019
Caba, La Union

Figure 1: Total patient services rendered

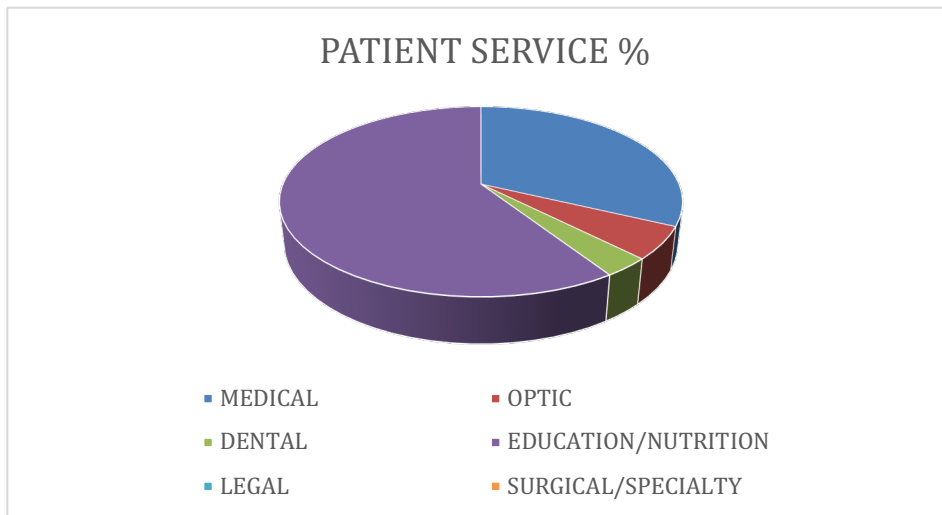


Table 1

2019 MODELSS	TOTAL PATIENT SERVICES	PERCENTAGE
MEDICAL	4964	26.7%
OPHTHALMIC	860	4.6%
DENTAL	495	2.7%
EDUCATION/NUTRITION	9162	49.4%
LEGAL	3*	.01%
SURGICAL & SPECIALTY	3078	16.6%
TOTAL	18562	100%

*Legal is represented in the chart as Zero (0) due to low turnout of Legal Volunteers/Providers

A 501 (c) (3) Non-Profit Charity



**MAGLAYA
MEDICAL-LEGAL
MISSIONS INC**
"Community Service With A Heart"



2019 MODELSS NARRATIVE
MMLM WE CARE CLINIC
January 01 to December 31, 2019
Caba, La Union

Figure 2: Comparison of total patient service rendered, 2014-2019

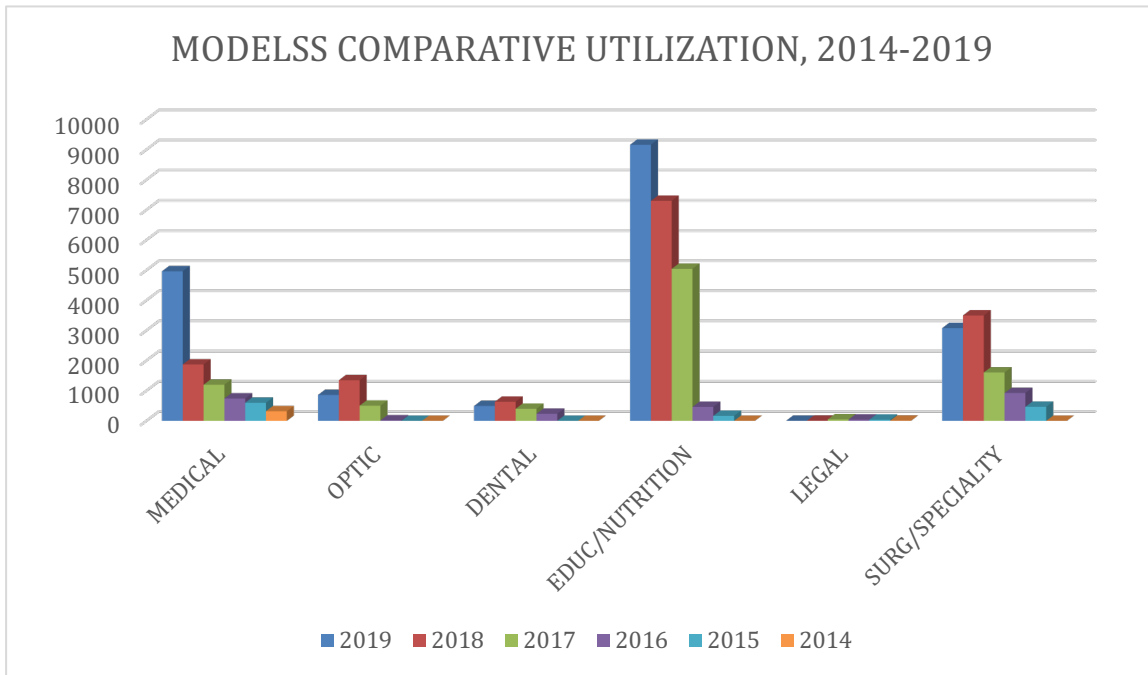


Table 2

MODELSS CATEGORY	2019	2018	2017	2016	2015	2014
MEDICAL	4964	1872	1,200	742	601	320
OPHTHA	860	1348	504	15	0	0
DENTAL	495	634	400	235	0	0
EDUC/NUTRITION	9162	7299	5044	463	165	0
LEGAL	3	5	50	42	39	5
SURGICAL/SPECIALTY	3078	3497	1606	924	466	0
TOTAL	18562	14655	8804	2421	1271	325

A 501 (c) (3) Non-Profit Charity

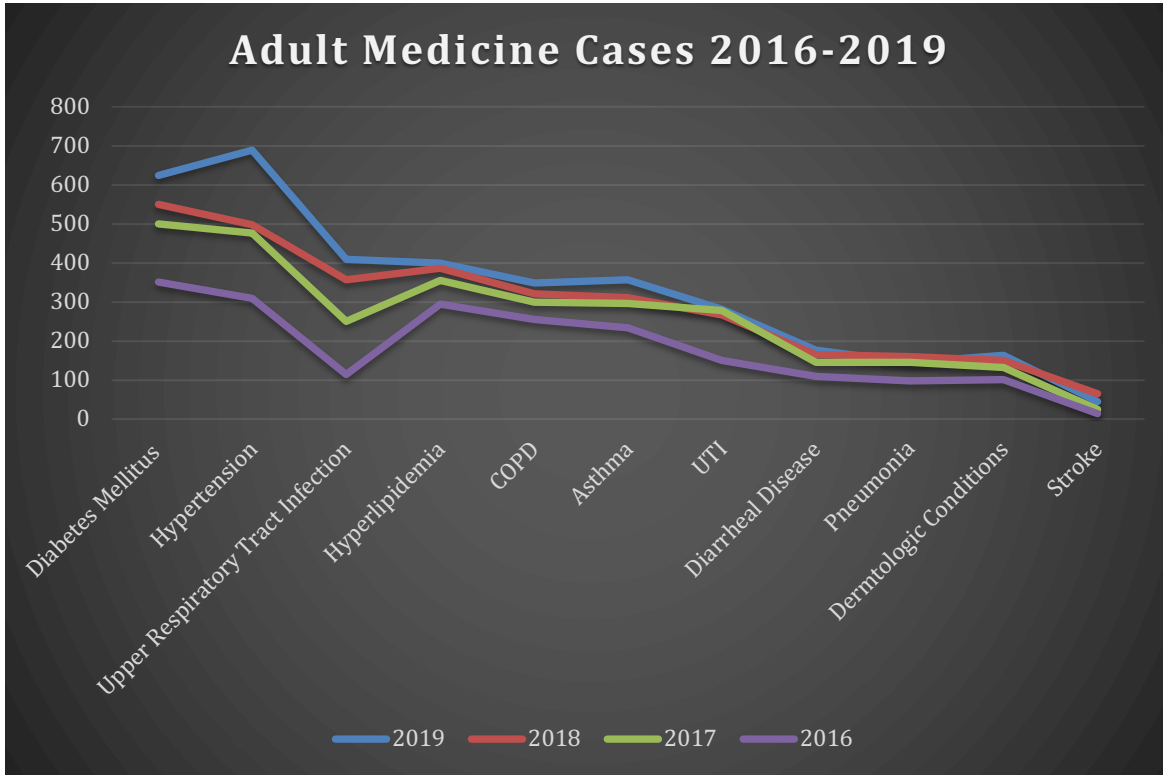


MAGLAYA
MEDICAL-LEGAL
MISSIONS INC
"Community Service With A Heart"



2019 MODELSS NARRATIVE
MMLM WE CARE CLINIC
January 01 to December 31, 2019
Caba, La Union

Figure 3: Adult Medicine Cases



A 501 (c) (3) Non-Profit Charity

10161 PARK RUN DR., STE 150 ❖ TEL: (702) 960-4020 ❖ FAX: (702) 960-4007
Email: maglayamlm1995@gmail.com ❖ Website: maglayamlm.org ❖ Facebook: @MMLM



MAGLAYA
MEDICAL-LEGAL
MISSIONS INC
"Community Service With A Heart"



2019 MODELSS NARRATIVE
MMLM WE CARE CLINIC
January 01 to December 31, 2019
Caba, La Union

Table 3: ADULT MEDICINE CASES SEEN BY YEAR

CONDITION	2019	2018	2017	2016
1. Hypertension	689	498	477	310
2. Diabetes Mellitus Type 2	624	550	500	350
3. Upper Respiratory Tract Infection	410	357	250	115
4. Hyperlipidemia	399	387	355	295
5. Chronic Obstructive Pulmonary Disease (COPD)	348	321	300	255
6. Asthma	357	311	297	234
7. UTI	282	266	278	150
8. Diarrheal Diseases	177	165	145	110
9. Pneumonia	145	160	145	98
10. Dermatologic Conditions*	164	150	132	101
11. Stroke and other Neurologic conditions	45	65	25	14

* Acne, Dermatitis, Rash

**Muscular Dystrophy

Note: Patients seen had co-existing morbid conditions. E.g., Patient 1 has DM Type 2, Hypertension and Hyperlipidemia

A 501 (c) (3) Non-Profit Charity

10161 PARK RUN DR., STE 150 ❖ TEL: (702) 960-4020 ❖ FAX: (702) 960-4007
Email: maglayamlm1995@gmail.com ❖ Website: maglayamlm.org ❖ Facebook: @MMLM

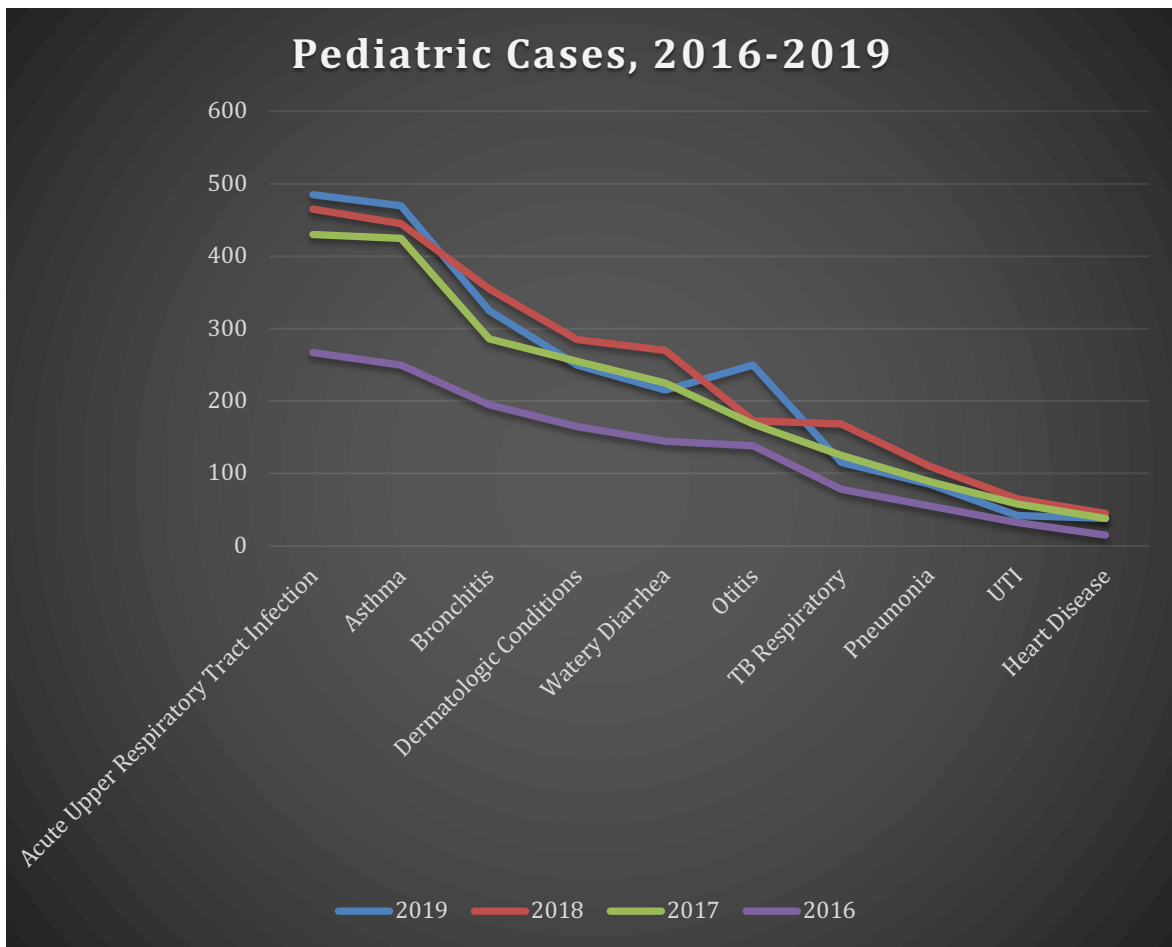


MAGLAYA
MEDICAL-LEGAL
MISSIONS INC
"Community Service With A Heart"



2019 MODELSS NARRATIVE
MMLM WE CARE CLINIC
January 01 to December 31, 2019
Caba, La Union

Figure 4: Pediatric Cases by Year



A 501 (c) (3) Non-Profit Charity

10161 PARK RUN DR., STE 150 ❖ TEL: (702) 960-4020 ❖ FAX: (702) 960-4007
Email: maglayamlm1995@gmail.com ❖ Website: maglayamlm.org ❖ Facebook: @MMLM



MAGLAYA
MEDICAL-LEGAL
MISSIONS INC
"Community Service With A Heart"



2019 MODELSS NARRATIVE
MMLM WE CARE CLINIC
January 01 to December 31, 2019
Caba, La Union

Table 3: PEDIATRIC CASES SEEN BY YEAR

CONDITION	2019	2018	2017	2016
1. Acute Upper Respiratory Tract Infection	485	465	430	267
2. Asthma	470	445	425	250
3. Bronchitis	325	355	286	195
4. Dermatologic Conditions	250	285	255	165
5. Watery Diarrhea	215	270	225	145
6. Otitis	250	173	168	138
7. TB Respiratory	115	168	125	78
8. Pneumonia*	85	110	89	55
9. UTI	42	65	58	32
10. Heart Disease	38	45	38	15

*Lower respiratory Tract infection

A 501 (c) (3) Non-Profit Charity